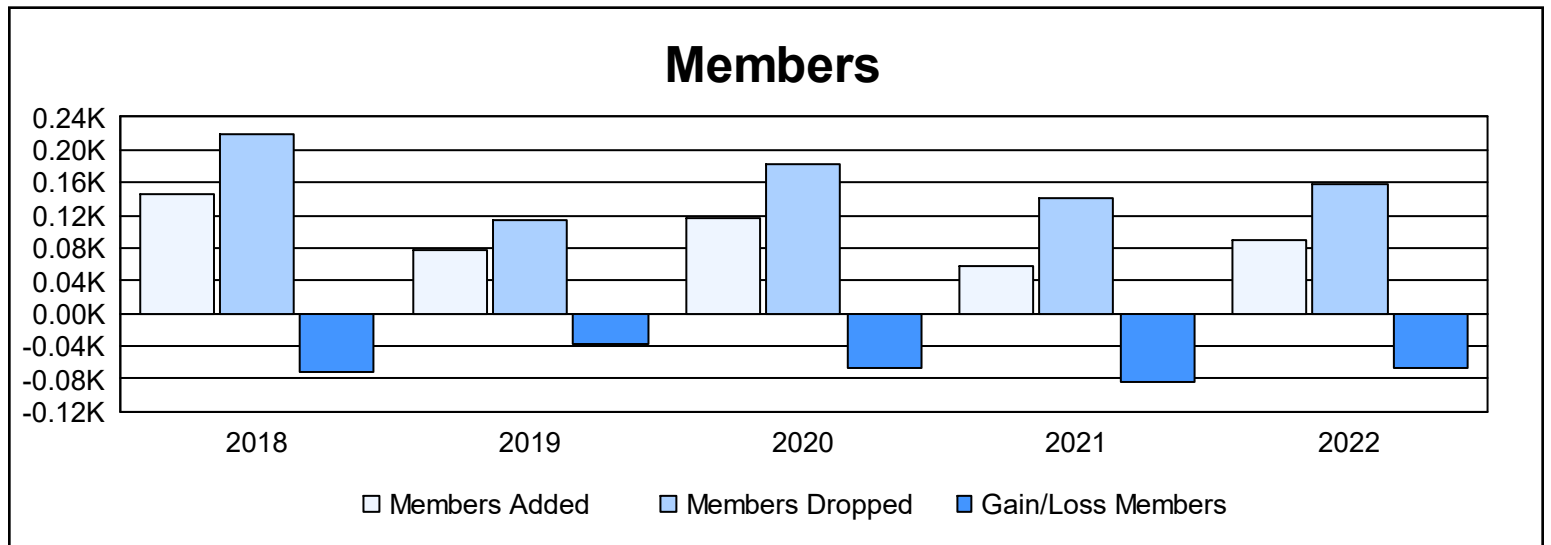
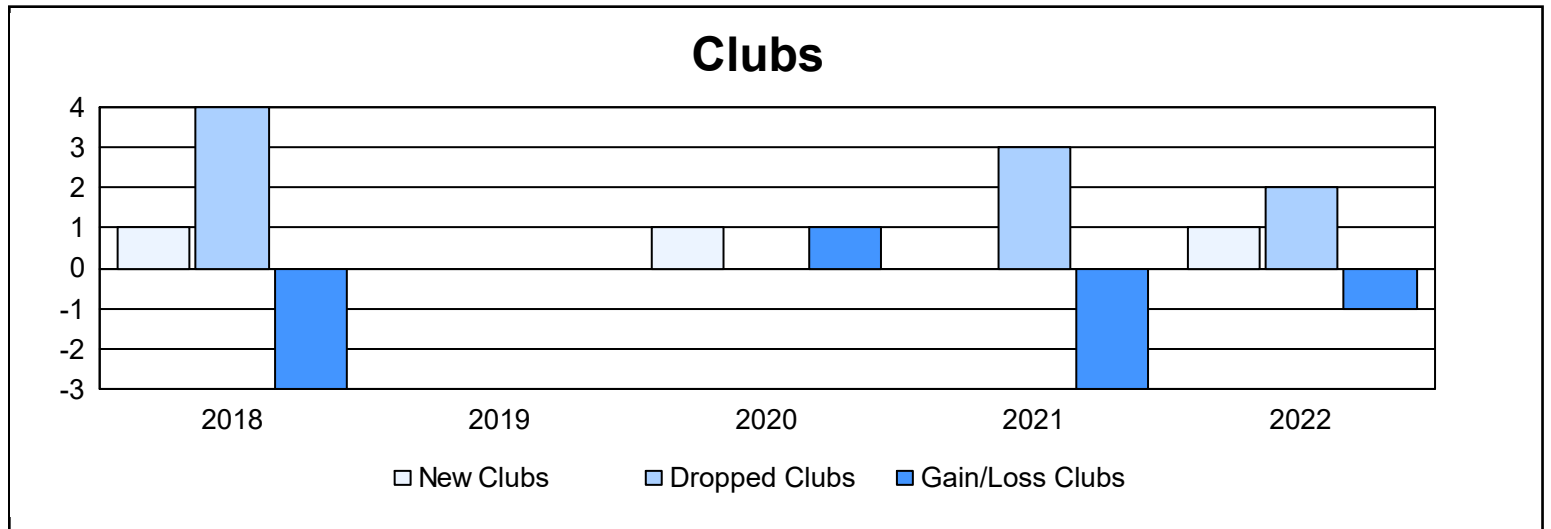
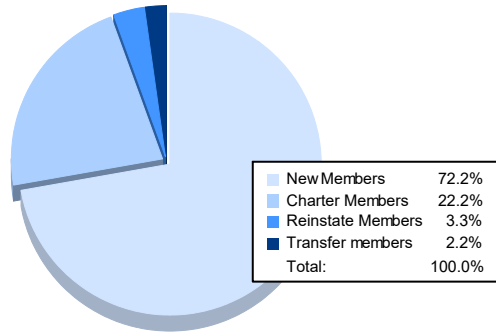


Year	New Clubs	Dropped Clubs	Gain/ Loss Clubs	New Members	Charter Members	Reinstate Members	Transfer Members	Total Member Added	Total Members Dropped	Gain/ Loss Members
2017-2018	1	4	-3	89	26	28	3	146	218	-72
2018-2019	0	0	0	70	0	4	3	77	115	-38
2019-2020	1	0	1	61	26	26	4	117	183	-66
2020-2021	0	3	-3	39	0	18	2	59	142	-83
2021-2022	1	2	-1	65	20	3	2	90	157	-67
<b>Average</b>	<b>1</b>	<b>2</b>	<b>-1</b>	<b>65</b>	<b>14</b>	<b>16</b>	<b>3</b>	<b>98</b>	<b>163</b>	<b>-65</b>



### Membership Composition June 2022 Cumulative



### Gender Composition June 2022 Cumulative

